





## Special Constable John Ashmore

Born in 1909, John Ashmore trained as a Lithographic Artist and worked as a Surveyor and Planning Draughtsman in the City Engineers Department in Leeds before the war. During the war, John was a Civil Defence Staff Officer and was a member of the West Riding Special Constabulary from 1936 until 1973. With respect to this service the Archive holds many artefacts including John's Special Constable's uniform, notebooks, a Home Guard Pocket Manual and ID card.

The Centre is delighted to have close links with Barbara Dawson, John Ashmore's elder daughter, who is a valued Friend and supporter of the Centre and who generously presented us with her father's impressive collection of memorabilia.





### Inventory of the Donation

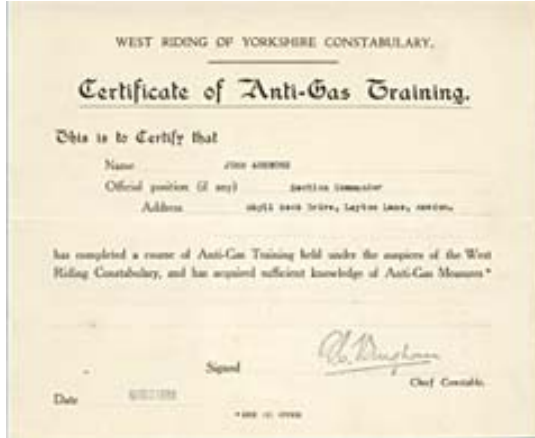
- Special Constable's uniform
- Eyeshields, Anti-gas, Mk. 11.
- Silver buttons
- 'Daily Sketch' newspaper, 1938
- Constabulary note books
- Occurrence book
- Book of circulars, procedures etc.
- Recipe book, 'Good Fare: a Book of Wartime Recipes'
- HMSO booklet, 'Police War Duties Manual'
- ID card
- Special Constabulary Handbook
- The Home Guard Pocket Manual
- Certificates - Anti-Gas Training, Air Raid Precautions and St John Ambulance first aid
- Typescript notice of retirement
- Notice of release from service
- Letter to newspapers telling of retirement and length of service
- Photographs



Home Security Circular on dealing with incendiary leaves believed to be in use by the enemy



The Second World War Experience Centre  
 Reproduction of an article from the Centre's website  
<http://www.war-experience.org/collections/civilians/alliedbrit/ashmore/default.asp>



Certificate of Anti-Gas Training 1939



Special permission to wear gum boots, issued as a protection against poison gas, in inclement weather



The striped bands were part of the pre-war uniform of a special policeman - a blue striped shirt and the band worn over a normal jacket, as in the photograph on the left.

Components of the medical kit displayed on the right are:



- Ointment. Anti-Gas no. 2. Apply freely to affected portion of skin
- Wound dressing. Standard dressing no. 8
- First Field Dressing. Contents: 2 dressings in waterproof covers each consisting of a gauze pad stitched to a bandage plus a safety pin
- Outfit Anti-dimming Mk. V. Instructions for use: Clean eyepiece with cloth provided. Breathe on eyepiece and apply a little compound evenly with the finger. Breathe on eyepiece again and polish VERY lightly with the cloth so that a thin, even film of the compound remains



Medical Kit